
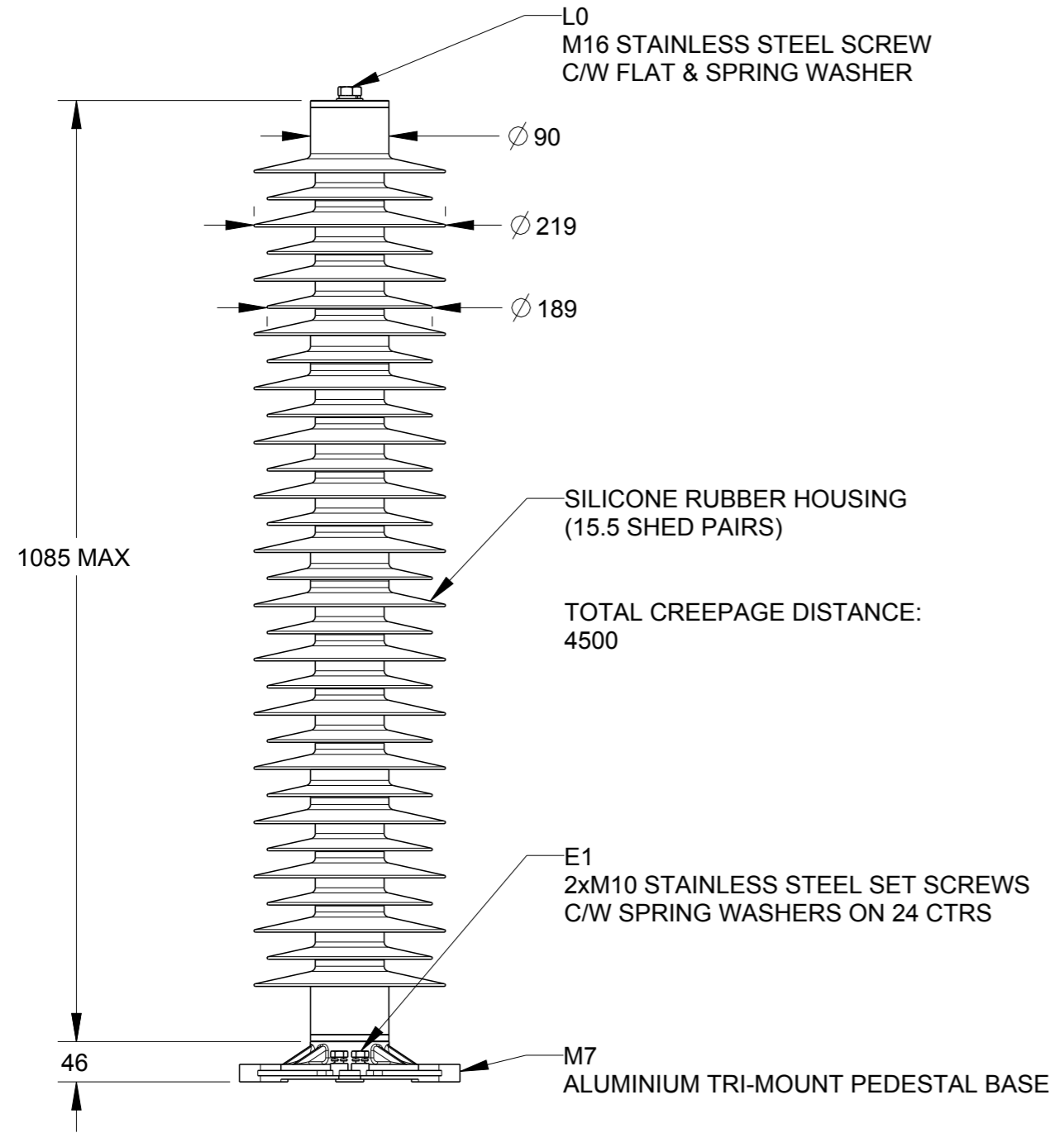


THIS DRAWING IS UNPUBLISHED. RELEASED FOR PUBLICATION 2017  
 © COPYRIGHT2017 BY - TE ALL RIGHTS RESERVED.

REVISIONS					
P	LTR	DESCRIPTION	DATE	DWN	APVD
	C	REDRAWN	03AUG2017	VF	EFG
	D	REVISED	15JUL2019	VF	EFG

D

D



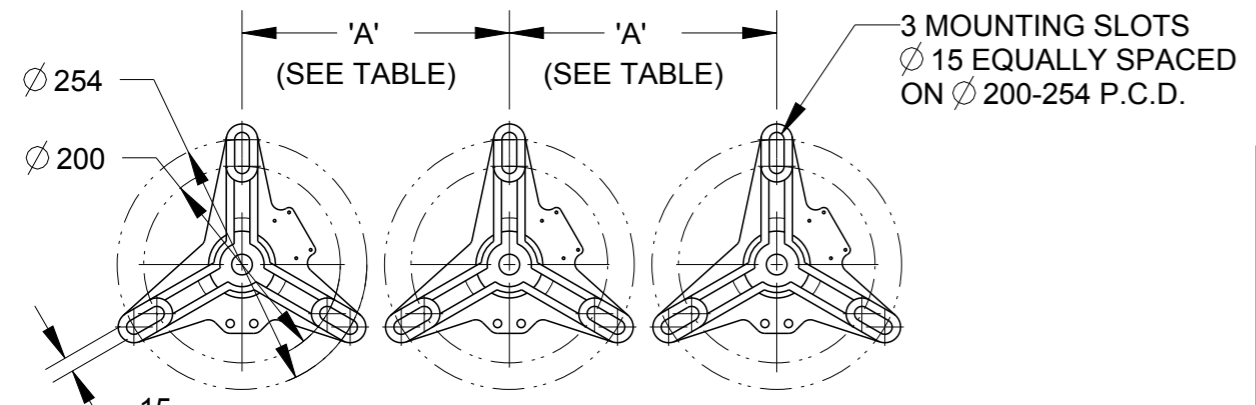
SYSTEM VOLTAGE (kV)	PCA3E	
	RATING (kV)	MIN PHASE CTRS 'A' (mm)
36	38	360
	42	360
72.5	54	410
	60	570
	66	570
	72	570
	75	570
	78	570
123	84	720
	96	720
	102	720
	108	990
145	110	990
	120	990
	126	990
	132	990
	138	990

C

C

B

B



3 PHASE MOUNTING PLAN

ALL DIMENSIONS NOMINAL UNLESS SPECIFIED

APPROX. NET WEIGHT: 27.5 kg

THIS DRAWING IS A CONTROLLED DOCUMENT.		DWN 04AUG2017 V.FUZETTI	TE Connectivity <b>PCA3E L0E1M7 GENERAL</b>					
DIMENSIONS: mm		CHK 04AUG2017 E.F.GASTALDI				NAME	SIZE	CAGE CODE
TOLERANCES UNLESS OTHERWISE SPECIFIED:		APVD 04AUG2017 S.A.KUMAR				PRODUCT SPEC	A3	00779
0 PLC ± 1 PLC ± 2 PLC ± 3 PLC ± 4 PLC ± ANGLES ±		PRODUCT SPEC	APPLICATION SPEC	DRAWING NO				
MATERIAL		FINISH	WEIGHT	C-BOW-28-192				
CUSTOMER DRAWING			SCALE NTS	SHEET 1 OF 1	REV D			

A

A